

Correlated electron transport through double quantum dots coupled to normal and superconducting leads

Yoichi Tanaka,¹ Norio Kawakami,² and Akira Oguri³¹*Condensed Matter Theory Laboratory, RIKEN, Saitama 351-0198, Japan*²*Department of Physics, Kyoto University, Kyoto 606-8502, Japan*³*Department of Physics, Osaka City University, Osaka 558-8585, Japan*

(Received 22 September 2009; revised manuscript received 4 December 2009; published 2 February 2010)

We study Andreev transport through double quantum dots connected in series normal and superconducting (SC) leads using the numerical renormalization group. The ground state of this system shows a crossover between a local Cooper-pairing singlet state and a Kondo singlet state, which is caused by the competition between the Coulomb interaction and the SC proximity. We show that the ground-state properties reflect this crossover especially for small values of the interdot coupling t , while in the opposite case, for large t , another singlet with an interdot character becomes dominant. We find that the conductance for the local SC singlet state has a peak with the unitary-limit value $4e^2/h$. In contrast, the Andreev reflection is suppressed in the Kondo regime by the Coulomb interaction. Furthermore, the conductance has two successive peaks in the transient region of the crossover. It is further elucidated that the gate voltage gives a different variation into the crossover. Specifically, as the energy level of the dot that is coupled to the normal lead varies, the Kondo screening cloud is deformed to a long-range singlet bond.

DOI: [10.1103/PhysRevB.81.075404](https://doi.org/10.1103/PhysRevB.81.075404)

PACS number(s): 73.63.Kv, 74.45.+c, 72.15.Qm

I. INTRODUCTION

A quantum dot (QD) (Ref. 1) is a prototype of nanoscale systems and has offered unprecedented opportunities to uncover correlation effects on quantum transport. In particular, the Kondo effect in a QD system gives rise to remarkable properties in electron transport,^{2–6} which has encouraged further studies in this field. With recent experimental advancements, it becomes possible to examine the Kondo physics in a variety of systems such as an Aharonov-Bohm (AB) ring with a single QD and double quantum dots (DQD).

A QD coupled to superconducting leads is also an intriguing system, which can bring about the competition between superconductivity and the Kondo effect. In fact, such a competition has recently been observed in carbon nanotube and semiconductor QD systems.^{7–12} Furthermore, the Andreev scattering at a junction of a normal (N) metal and superconducting (SC) leads is also a fascinating phenomenon. Particularly, in the QD's coupled to the normal and SC leads a short-range Cooper pair penetrates into the QD as a linear combination of the empty and doubly occupied states, so that the SC proximity becomes sensitive to the Coulomb repulsion. The interplay between the Andreev scattering and the Kondo effect takes place in such a situation and has been studied intensively for a single QD theoretically^{13–24} and experimentally.^{25,26} We have studied the ground-state properties of a single dot Andreev-Kondo system and have confirmed in a previous work²⁴ that the zero-temperature conductance shows a maximum at a crossover region between the Kondo singlet state and the local Cooper-pairing singlet state. The local Cooper pairing is caused by the SC proximity effect and consists of a linear combination of the empty and doubly occupied states. We shall refer to this singlet state as the local SC singlet state for short.

The Andreev transport has also been explored further in other nanosystems, e.g., an AB ring with a single QD,²⁷ a

DQD system,²⁸ and molecular wires.²⁹ Furthermore, the Josephson current in a serial DQD system, where both leads connected to dots are in SC states, has also been investigated in recent years.^{30,31} It is clarified that the interdot coupling plays a crucial role on the Josephson effect. In fact, one of the typical features of the DQD systems is that another type of a singlet ground state, which is referred to as an interdot singlet hereafter, appears and plays an important role on the low-energy properties. To our knowledge, however, there have been few studies of the Andreev transport through the DQD system so far, while a lot of studies have been done for the normal transport in the DQD system. The underlying Andreev-Kondo physics in the DQD system is still less understood and is needed to be clarified precisely. Moreover, the DQD system coupled to normal and SC leads can be fabricated^{32,33} and is studied from the viewpoint of spin entanglement.³⁴ These developments are also spurring further research of the DQD system coupled to normal and SC leads.

In the present paper, we theoretically study the transport through the DQD coupled in series to normal and SC leads as shown in Fig. 1. The SC proximity into the DQD is affected more by the Coulomb interaction U_2 at the QD2, which is located adjacent to the SC lead, than the interaction U_1 at the QD1, sitting away from the SC lead (see Fig. 1). Such a spatial variation gives a variety, which cannot be realized in the single dot, into the Andreev-Kondo physics in

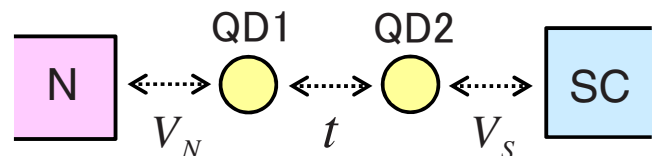


FIG. 1. (Color online) Quantum dots (QD's) coupled to normal (N) and superconducting (SC) leads in series.

the DQD system. Particularly, we focus on the crossover between the ground states which can be classified into the local SC singlet, the Kondo singlet, and the interdot singlet states, and clarify how the crossover affects the transport properties. We first of all demonstrate that in the electron-hole symmetric case this system can be mapped onto the two-impurity Anderson model coupled to normal leads. Then, we calculate the conductance due to the Andreev reflection in a wide parameter range of the interdot coupling, the Coulomb interaction, and the energy level of the quantized states in the dots using the numerical renormalization group (NRG) method^{35,36} in the limit of a large SC gap $\Delta \rightarrow \infty$. In the case that the Coulomb interaction U_2 at the QD2 is small, the short-range Cooper pair can penetrate into the QD2, and the conductance takes the unitary-limit value $4e^2/h$. In contrast, for large U_2 the SC proximity to the QD2 is suppressed and the conductance does not reach the unitary-limit value. It reflects a significant change in the SC correlation penetrating into the DQD, which we have deduced from the behavior of the renormalized parameters for the Bogoliubov particles. Furthermore, we find that the conductance has two peaks with the unitary-limit value near the crossover between the Kondo singlet state and the local SC singlet state. The contrast between the two singlet states is pronounced for small interdot coupling t . In the opposite limit, for large t , the ground state becomes another singlet with an interdot character. We examine also the gate voltage dependence of the conductance varying the energy level of each dot separately. The crossover between these singlet states takes place as the energy levels are varied, and near the crossover point the conductance shows a peak. It is further found that a different type of Kondo singlet with a long-range singlet bond emerges, as the energy level of the QD1 which is located at the normal-lead side varies.

This paper is organized as follows. In the next section, we introduce the model and give a brief outline of the Bogoliubov transformation. Then in Sec. III, we show the numerical results and discuss the Andreev transport focusing on the interplay among the Kondo effect, the SC correlation, and the interdot coupling. Moreover, the results for the energy-level dependence of the conductance are presented. A brief summary is given in the last section.

II. MODEL AND FORMULATION

A. Model

The Hamiltonian of a DQD coupled in series to N and SC leads is given by

$$H = H_{DQD} + H_S + H_N + H_{T,S} + H_{T,N}, \quad (1)$$

where H_{DQD} and $H_{S(N)}$ represent the DQD part and the SC (normal) lead part, respectively. $H_{T,S(N)}$ is the mixing term between the QD and the SC (normal) lead. The explicit form of each part reads

$$H_{DQD} = \sum_{i=1,2} \left\{ \xi_i (n_{d,i} - 1) + \frac{U_i}{2} (n_{d,i} - 1)^2 \right\} + t \sum_{\sigma} (d_{1\sigma}^{\dagger} d_{2\sigma} + d_{2\sigma}^{\dagger} d_{1\sigma}),$$

$$H_S = \sum_{k,\sigma} \varepsilon_{S,k} c_{S,k\sigma}^{\dagger} c_{S,k\sigma} - \sum_k (\Delta c_{S,k\uparrow}^{\dagger} c_{S,-k\downarrow}^{\dagger} + \text{H.c.}),$$

$$H_N = \sum_{k,\sigma} \varepsilon_{N,k} c_{N,k\sigma}^{\dagger} c_{N,k\sigma},$$

$$H_{T,N} = \sum_{k,\sigma} \frac{V_N}{\sqrt{\mathcal{N}}} (c_{N,k\sigma}^{\dagger} d_{1\sigma} + d_{1\sigma}^{\dagger} c_{N,k\sigma}),$$

$$H_{T,S} = \sum_{k,\sigma} \frac{V_S}{\sqrt{\mathcal{N}}} (c_{S,k\sigma}^{\dagger} d_{2\sigma} + d_{2\sigma}^{\dagger} c_{S,k\sigma}). \quad (2)$$

Here, $\xi_i \equiv \varepsilon_i + U_i/2$ for $i=1,2$. The operator $d_{1(2)\sigma}^{\dagger}$ creates an electron with energy $\varepsilon_{1(2)}$ and spin σ at the QD1(QD2). $U_{1(2)}$ is the Coulomb interaction, t is the interdot coupling, and $n_{d,i} = \sum_{\sigma} d_{i\sigma}^{\dagger} d_{i\sigma}$. $c_{S(N),k\sigma}^{\dagger}$ denotes the creation operator of an electron with the energy $\varepsilon_{S(N),k}$ in the SC (normal) lead. $V_{S/N}$ is the tunneling matrix element between the QD2/QD1 and the SC/normal lead, and Δ is an s -wave BCS gap. We assume that $\Gamma_{S/N}(\varepsilon) \equiv \pi V_{S/N}^2 \sum_k \delta(\varepsilon - \varepsilon_k) / \mathcal{N}$ is a constant independent of the energy ε , where \mathcal{N} is the number of the states in each lead.

To be specific, we concentrate on a large SC gap limit $\Delta \rightarrow \infty$ in the present paper. In this limit the quasiparticle excitations in the continuum energy region above the SC gap are projected out. Nevertheless, the Andreev reflection takes place inside the SC gap, and the essential physics of the low-energy transport is preserved still in the large gap limit.³⁷ In this case, the starting Hamiltonian H can be mapped exactly onto a single-channel model for which the NRG approach works more efficiently,^{24,38,39}

$$H^{\text{eff}} = H_S^{\text{eff}} + H_{DQD} + H_N + H_{T,N}, \quad (3)$$

$$H_S^{\text{eff}} = -\Delta_{d2} (d_{2\downarrow}^{\dagger} d_{2\downarrow} + \text{H.c.}), \quad (4)$$

$$\Delta_{d2} \equiv \Gamma_S. \quad (5)$$

Here, an additional term H_S^{eff} appears instead of the SC lead $H_S + H_{T,S}$. The SC proximity effect becomes static in the large gap limit and is described by the pair potential in the QD2, $\Delta_{d2} \equiv \Gamma_S$. This term breaks the charge conservation of the electrons and causes the Andreev reflection.

B. Bogoliubov transformation in the $\xi_1=0$ case

The system described by H^{eff} has a conserved charge in the case that the value of the energy level of the QD1 satisfies the condition $\xi_1=0$. Then the Hamiltonian H^{eff} can be transformed into an asymmetric two-impurity Anderson model for the Bogoliubov particles, the total number of which is conserved.^{24,28,40} This is due to the rotational symmetry in the Nambu pseudospin space, in which ξ_i and Δ_{d2} can be regarded, respectively, as the z and x components of an external field $\vec{\eta}$ which couples to the pseudospin.⁴⁰ Specifically for $\xi_1=0$, the external field becomes finite only in the QD2, and its contribution to the energy is given by $\vec{\eta} \cdot \vec{\tau} = -\Delta_{d2} \tau_x + \xi_2 \tau_z$, where τ_j for $j=x,y,z$ is the Pauli matrix

in the Nambu representation. Thus, the system has a uniaxial symmetry along the direction of the local external field $\vec{\eta}$ in the pseudospin space.

In order to use these symmetry properties, we rewrite the normal lead part of the Hamiltonian, H_N and $H_{T,N}$, in a tight-binding form

$$H_N = \sum_{n=0}^{\infty} \sum_{\sigma} t_{N,n} (f_{n+1}^{\dagger} f_{n\sigma} + f_{n\sigma}^{\dagger} f_{n+1\sigma}), \quad (6)$$

$$H_{T,N} = \sum_{\sigma} V_N (f_{0\sigma}^{\dagger} d_{1\sigma} + d_{1\sigma}^{\dagger} f_{0\sigma}). \quad (7)$$

Here, $f_{0\sigma} = \sum_k c_{N,k\sigma} / \sqrt{N}$. Note that no approximation has been made to obtain Eq. (6) and the hopping matrix element $t_{N,n}$ can be generated from $\varepsilon_{N,k}$ via the Householder transformation.³⁶ The tight-binding form reveals the electron-hole symmetry of H_N explicitly. In the case $\xi_1 = 0$, the Hamiltonian can be simplified by the Bogoliubov transform, taking the direction of the local external field at the QD2 as a new quantization axis in the pseudospin space,

$$\begin{bmatrix} \gamma_{n\uparrow} \\ (-1)^n \gamma_{n\downarrow}^{\dagger} \end{bmatrix} = \begin{bmatrix} u & -v \\ v & u \end{bmatrix} \begin{bmatrix} f_{n\uparrow} \\ (-1)^n f_{n\downarrow}^{\dagger} \end{bmatrix}, \quad (8)$$

$$u = \sqrt{\frac{1}{2} \left(1 + \frac{\xi_2}{E_2} \right)}, \quad v = \sqrt{\frac{1}{2} \left(1 - \frac{\xi_2}{E_2} \right)}, \quad (9)$$

$$E_2 \equiv \sqrt{\xi_2^2 + \Delta_{d2}^2}. \quad (10)$$

The transformation is carried out for the whole sites, $n \geq -2$, including the DQD part for which we use a notation $f_{-i\sigma} = d_{i\sigma}$ for $i=1,2$. Similarly, the hopping matrix elements $t_{N,n}$ for $n < 0$ are defined to be $t_{N,-1} \equiv V_N$ and $t_{N,-2} \equiv t$. Then the effective Hamiltonian H^{eff} can be expressed in the form

$$H^{\text{eff}} = E_2 (\hat{n}_{\gamma,-2} - 1) + \sum_{i=1,2} \frac{U_i}{2} (\hat{n}_{\gamma,-i} - 1)^2 + \sum_{n=-2}^{\infty} \sum_{\sigma} t_{N,n} (\gamma_{n+1\sigma}^{\dagger} \gamma_{n\sigma} + \text{H.c.}). \quad (11)$$

Here, $\hat{n}_{\gamma,-i} = \sum_{\sigma} \gamma_{-i\sigma}^{\dagger} \gamma_{-i\sigma}$ is the number of Bogoliubov particles at the QD i for $i=1,2$. In this representation, the value of $E_2 - U_2/2$ corresponds to an energy level for the Bogoliubov particles in the QD2. This correspondence is also illustrated schematically in Fig. 2. For instance in the atomic limit $t_{N,n} \rightarrow 0$, the QD2 tends to be occupied by a single Bogoliubov particle for $E_2 - U_2/2 < 0$, while the QD2 tends to be empty for $E_2 - U_2/2 > 0$. Equation (11) clearly shows that the total number of Bogoliubov particles \hat{Q}_{tot} is conserved,

$$\hat{Q}_{\text{tot}} \equiv \sum_{j=-2}^{\infty} \hat{n}_{\gamma,j}. \quad (12)$$

It should also be noted that the Friedel sum rule holds for the number of the Bogoliubov particles in the DQD,^{41,42}

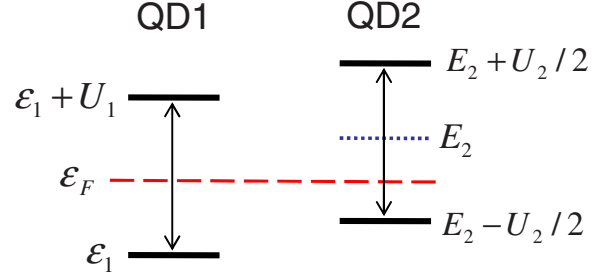


FIG. 2. (Color online) Schematic of the energy level profile at the DQD part for the system after the Bogoliubov transformation. The (red) dashed line denotes the Fermi energy of the leads ($\varepsilon_F \equiv 0$) and the (blue) dotted line indicates E_2 , which is located at the center between two energy levels, $E_2 - U_2/2$ and $E_2 + U_2/2$.

$$Q \equiv \sum_{i=1,2} \langle \hat{n}_{\gamma,-i} \rangle = \frac{2\varphi}{\pi}. \quad (13)$$

Here, φ is the phase shift of the Bogoliubov particles defined in Appendix A. The phase shift φ can be deduced from the low-lying eigenvalues of the discretized Hamiltonian of the NRG at the fixed point.⁴³

Furthermore, one can deduce the following quantities from the value of Q via the inverse transformation of Eq. (8):

$$K \equiv \sum_{i=1,2} (-1)^i \langle \kappa_{d,i} \rangle = -\frac{\Delta_{d2}}{E_2} (Q - 2), \quad (14)$$

$$M \equiv \sum_{i=1,2} (\langle n_{d,i} \rangle - 1) = \frac{\xi_2}{E_2} (Q - 2). \quad (15)$$

Here, $\kappa_{d,i} \equiv d_{i\uparrow}^{\dagger} d_{i\downarrow}^{\dagger} + d_{i\downarrow} d_{i\uparrow}$. The SC correlation K and the number of the original electrons M in the DQD correspond, respectively, to the average value of the x and z components of the induced pseudospin moment.

In the case of $\xi_1 = 0$, the linear conductance G at zero temperature can also be expressed in terms of the local charge Q , or the phase shift φ , of the Bogoliubov particles (see also Appendix A),

$$G = \frac{4e^2}{h} \left(\frac{\Delta_{d2}}{E_2} \right)^2 \sin^2(\pi Q). \quad (16)$$

C. Conductance for $\xi_1 \neq 0$

For $\xi_1 \neq 0$, however, the uniaxial symmetry in the pseudospin space is broken, and the system no longer has a conserved charge such as the total number of the Bogoliubov particles \hat{Q}_{tot} . We calculate the conductance for these cases using the Kubo formula⁴⁴

$$G = \lim_{\omega \rightarrow 0} \sum_n \frac{\pi \hbar}{\varepsilon_n} |\langle \text{GS} | J_N | n \rangle|^2 \delta(\hbar \omega - \varepsilon_n), \quad (17)$$

$$J_N = \frac{ie}{\hbar} \sum_{k,\sigma} \frac{V_N}{\sqrt{N}} (d_{1\sigma}^\dagger c_{N,k\sigma} - c_{N,k\sigma}^\dagger d_{1\sigma}). \quad (18)$$

Here, ε_n and $|n\rangle$ denote an eigenvalue and the corresponding eigenstate of H^{eff} , $|\text{GS}\rangle$ is the ground state, and J_N is the current which flows from the normal lead to the QD1.

III. NUMERICAL RESULTS

In this section, we provide the NRG results for the ground-state properties of the serial DQD coupled to normal and SC leads. The calculations have been carried out taking the tunneling matrix elements $t_{N,n}$ for $n \geq 0$ and V_N in the forms

$$t_{N,n} = D \frac{1 + 1/\Lambda}{2} \frac{1 - 1/\Lambda^{n+1}}{\sqrt{1 - 1/\Lambda^{2n+1}} \sqrt{1 - 1/\Lambda^{2n+3}}}, \quad (19)$$

$$V_N = \sqrt{\frac{2\Gamma_N D A_\Lambda}{\pi}}, \quad A_\Lambda = \frac{1}{2} \left(\frac{1 + 1/\Lambda}{1 - 1/\Lambda} \right) \log \Lambda, \quad (20)$$

where D is the half-width of the conduction band. We have kept the lowest 1000 states in each NRG step and have chosen the discretization parameter to be $\Lambda = 3.0$.

A. Dependence on the interdot coupling t

We first consider the case $U_1 = U_2 = U$ and choose the values of energy levels to be $\xi_1 = \xi_2 = 0$. In this case the energy level for the Bogoliubov particles in the QD2 is given by $E_2 = \Delta_{d2} (\equiv \Gamma_S)$, and the conductance is determined by the local charge Q through Eq. (16). The NRG results of the conductance are shown in Fig. 3 as a function of the interdot coupling t for several values of U for a fixed hybridization strength $\Gamma_N = \Gamma_S$. For weak interactions $U/\Gamma_S \leq 2.0$, the conductance peak reaches the unitary-limit value $4e^2/h$ and the peak position shifts toward the small t side. In contrast, for $U/\Gamma_S \geq 2.0$, the conductance peak does not reach the unitary-limit value. Note that the on-site level for the Bogoliubov particle in the present case is given by $E_2 - U_2/2 = \Gamma_S - U_2/2$. Thus, for $\Gamma_S < U/2$, the Kondo effect takes place at the singly occupied QD2, as we will check out further in the next section. We can see that there is a fine structure near $U/\Gamma_S = 2.0$ for small values of t . Figure 4 is an enlarged picture of the conductance for the small t region, which is marked with the dotted line in Fig. 3(a). The conductance for $U/\Gamma_S = 2.01$ has two unitary-limit peaks. These two peaks get close to each other for $U/\Gamma_S = 2.02$, and the conductance shows a plateau for $U/\Gamma_S = 2.04$ at $0.16 \leq t/\Gamma_N \leq 0.3$. Then, as U increases further, the maximum value of the conductance does not reach the unitary-limit value.

In the present case, $\xi_1 = \xi_2 = 0$, the SC pair correlation K defined in Eq. (14) and the conductance G in Eq. (16) can be expressed in the simplified forms

$$K = \frac{2}{\pi} (\pi - \varphi), \quad G = \frac{4e^2}{h} \sin^2 2\varphi. \quad (21)$$

Furthermore, the number of the real electrons takes a value of $M=0$ at half-filling. Note that the conductance takes the

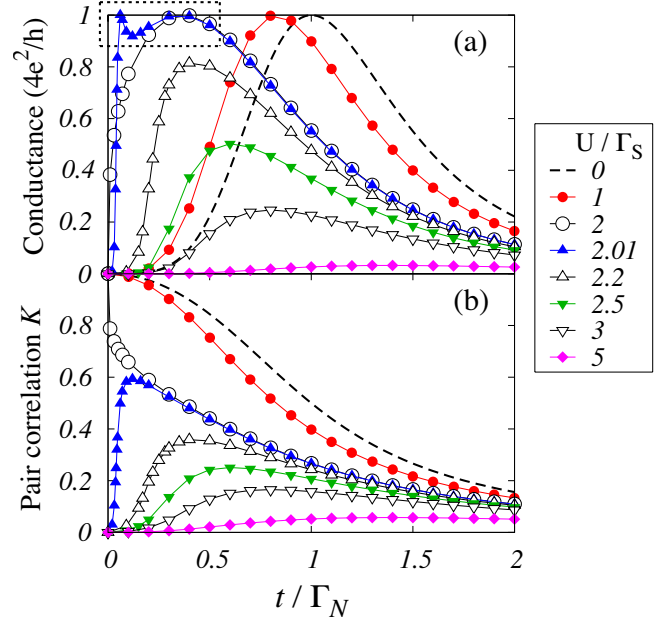


FIG. 3. (Color online) (a) Conductance G and (b) the pair correlations K as a function of t/Γ_N for $U_1 = U_2 = U$ and $\xi_1 = \xi_2 = 0$. The hybridization energy scale is chosen to be $\Gamma_N = \Gamma_S$ and the SC proximity appears through $\Delta_{d2} \equiv \Gamma_S$. The NRG calculations have been carried out for $\Lambda = 3.0$ and $\Gamma_N/D = 1.0 \times 10^{-3}$.

unitary-limit value $4e^2/h$ for $K=1/2$, which corresponds to $\varphi = 3\pi/4$ and $Q=3/2$. In Fig. 3(b), the NRG results of K are plotted as a function of t/Γ_N for several values of U/Γ_S . We can see that the behavior of the pair correlation K also changes significantly at the Coulomb interaction of the value of $U=2\Gamma_S$. In the large t limit, two Bogoliubov particles occupy a bonding orbital consisting of the QD1 and QD2, so that $Q \rightarrow 2.0$ and $K \rightarrow 0.0$ at $t/\Gamma_N \gg 1.0$. For weak interaction $U \leq 2\Gamma_S$, K increases monotonically as t decreases and approaches the value of $K=1.0$, which corresponds to $Q=1.0$, in the limit of $t \rightarrow 0$. In contrast, for large interactions $U > 2\Gamma_S$, K shows a peak at an intermediate value of t and then tends to $K=0.0$ as t decreases. The conductance has two peaks in the case that the maximum value of K becomes $K > 1/2$. The behavior at $U < 2\Gamma_S$ is determined by the Andreev scattering due to the finite SC pair potential $\Delta_{d2} = \Gamma_S$,

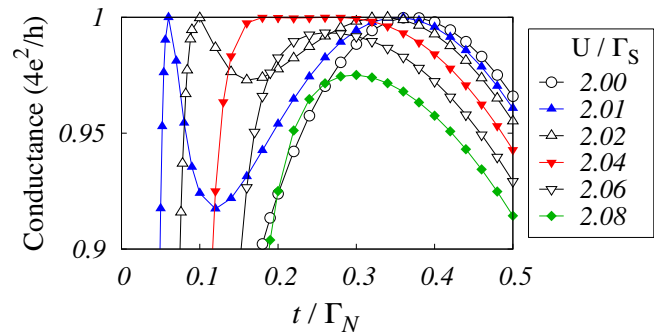


FIG. 4. (Color online) Conductance G as a function of t/Γ_N near $U/\Gamma_S = 2.0$, where the other parameters are the same as in Fig. 3. This figure corresponds to the enclosed area drawn by the dotted line in Fig. 3.

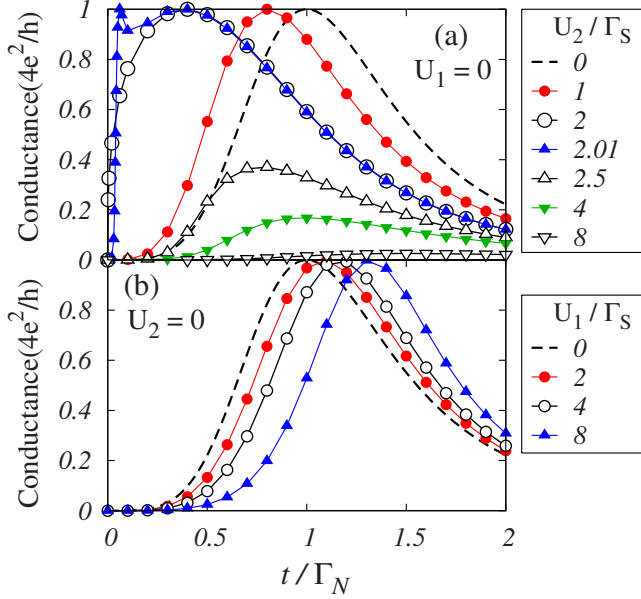


FIG. 5. (Color online) Conductance for (a) $U_1=0$ and (b) $U_2=0$ as a function of the interdot coupling t . We set $\xi_1=\xi_2=0$ and $\Gamma_N=\Gamma_S$.

while for large $U > 2\Gamma_S$ the behavior is determined by the Kondo effect.

It seems to be meaningful to compare these results with the normal transport through the serial DQD coupled to two normal leads (N-DQD-N),^{45–53} particularly with the NRG results by Izumida *et al.*⁴⁸ In the normal case, the conductance peak shifts toward the small t side as the Coulomb interaction U increases and this behavior is similar to the one we observed for the Andreev transport in Fig. 3(a). However, in the N-DQD-N case, the peak height of the conductance reaches the unitary-limit value $2e^2/h$ even in the large U region. Therefore, the suppression of the conductance for large U and the two-peak structure observed for small t , as mentioned in the above, are typical of the Andreev transport.

B. Effects of the Coulomb interaction in each dot

In order to study the difference between the Andreev behavior at $U < 2\Gamma_S$ and the Kondo behavior at $U > 2\Gamma_S$, we next consider the case that the Coulomb interaction is switched on only in one of the two dots. In this situation, the role of the correlation in each dot can be seen separately.

In Fig. 5 the conductance for (a) $U_1=0$ and (b) $U_2=0$ is plotted as a function of t/Γ_N for several values of (a) U_2 and (b) U_1 , respectively. We can see in Fig. 5(a) that the conductance peak shifts toward the small t region as U_2 increases from 0 to $2\Gamma_S$. Then, for $U_2 \geq 2\Gamma_S$ the conductance decreases and the peak height becomes smaller than the unitary-limit value $4e^2/h$. These features are similar to those we saw in Fig. 3(a) for $U_1=U_2$. In contrast we can see in Fig. 5(b) that the peak position shifts toward the large t region as U_1 increases keeping the peak height $4e^2/h$ unchanged. Since $U_2=0$ in this case, the SC correlation can penetrate into the QD2 without being disturbed by the Coulomb interaction. Therefore, the QD2 can be regarded effectively as a

part of the SC host. The interdot coupling t transmits the SC proximity from the QD2 to the QD1. For this reason, even in the presence of the Coulomb interaction U_1 , the conductance can take a maximum with the unitary-limit value $4e^2/h$. It explains the reason why the conductance peak shifts toward the larger value of t as U_1 increases. We see also in Fig. 5(b) that there are no pronounced qualitative changes in the feature of the Andreev transport for large values of U_1 . It implies that the effect of U_1 is mainly to renormalize the interdot hopping matrix element t . In contrast, the Coulomb interaction U_2 in the dot connected to the SC lead causes the qualitative changes particularly near the crossover region between the Andreev behavior and Kondo behavior as seen in Fig. 5(a).

We next study the precise feature of the crossover choosing the Coulomb interaction at the QD1 to be $U_1=0$ and $\xi_1=0$ for simplicity. In this case, the correlation effect of U_2 on the low-energy properties can be described by a local Fermi-liquid theory for a single impurity, and the fixed-point Hamiltonian for free quasiparticles can be expressed in the form⁵⁴

$$\begin{aligned} \tilde{H}_{qp}^{(0)} = & -\tilde{\Delta}_{d2}(d_{2\uparrow}^\dagger d_{2\downarrow}^\dagger + \text{H.c.}) + \tilde{\tau} \sum_{\sigma} (d_{1\sigma}^\dagger d_{2\sigma} + \text{H.c.}) \\ & + \tilde{\xi}_2(n_{d,2} - 1) + H_{T,N} + H_N. \end{aligned} \quad (22)$$

Here, $\tilde{\tau}$ and $\tilde{\Delta}_{d2}$ are the renormalized interdot coupling and the on-site SC potential in the QD2, respectively. The definitions of these renormalized parameters are provided in Appendix B. Note that in a special case, for $\xi_2=0$, the renormalized level position becomes $\tilde{\xi}_2=0$, and then the conductance is determined by the ratio of $\tilde{\tau}$ and $\tilde{\Gamma}_S$ ($\equiv \tilde{\Delta}_{d2}$),

$$G_{U_1=0} = \frac{4e^2}{h} \frac{4 \left(\frac{\tilde{\tau}^2}{\Gamma_N \tilde{\Gamma}_S} \right)^2}{\left\{ 1 + \left(\frac{\tilde{\tau}^2}{\Gamma_N \tilde{\Gamma}_S} \right)^2 \right\}^2}. \quad (23)$$

The value of these renormalized parameters can be deduced from the fixed point of NRG.⁴³ Particularly for $\xi_1=\xi_2=0$, the ratio of the renormalized parameters appearing in Eq. (23) links to the phase shift of Bogoliubov particles such that $\tilde{\tau}^2/(\Gamma_N \tilde{\Gamma}_S) = -\cot \varphi$.

Figure 6 shows the NRG results of $\tilde{\tau}$, $\tilde{\Gamma}_S$, and the ratio $\tilde{\tau}^2/(\Gamma_N \tilde{\Gamma}_S)$ as functions of t/Γ_N for several values of U_2/Γ_S . The parameter $(\tilde{\tau}/t)^2$ shown in Fig. 6(a) corresponds to the wave function renormalization factor Z , which gives a measure of the correlation effect due to U_2 (see also Appendix B). For weak interactions $U_2/\Gamma_S \leq 1.5$ the renormalization factor is almost constant $(\tilde{\tau}/t)^2 \approx 1.0$ and shows only a weak t/Γ_N dependence. It means that the energy scale of the resonance width is unrenormalized. We have confirmed that these features are unchanged qualitatively in the parameter region of $U_2/\Gamma_S \leq 2.0$. The behavior changes significantly for $U_2/\Gamma_S \geq 2.0$. In this large U_2 region, $(\tilde{\tau}/t)^2$ decreases with t/Γ_N and goes to zero for $t/\Gamma_N \ll 1$. This indicates that the

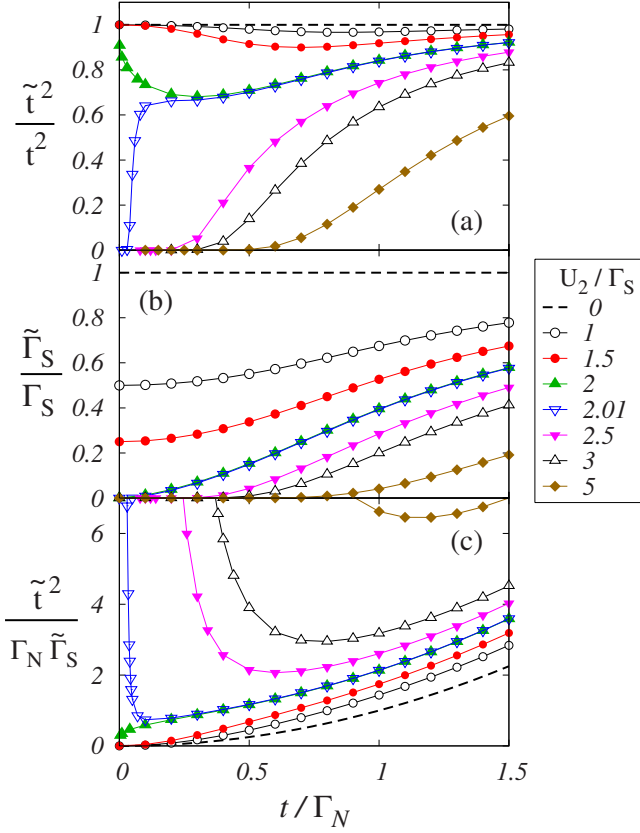


FIG. 6. (Color online) Renormalized parameters (a) $(\tilde{t}/t)^2$, (b) $\tilde{\Gamma}_S/\Gamma_S$, and (c) the ratio of the parameters $\tilde{t}^2/(\Gamma_N\tilde{\Gamma}_S)$ as a function of t/Γ_N for several values of U_2/Γ_S . The other parameters are $U_1=0$, $\xi_1=\xi_2=0$, and $\Gamma_N=\Gamma_S$.

system approaches a strongly correlated regime. In the opposite limit $t/\Gamma_N \gg 1$ the renormalization factor gets close to $(\tilde{t}/t)^2 \rightarrow 1$, and for large t the ground state can be characterized by an interdot singlet state.

The renormalized SC pair potential $\tilde{\Gamma}_S (\equiv \tilde{\Delta}_{d2})$ is plotted in Fig. 6(b). We see that $\tilde{\Gamma}_S$ decreases as the Coulomb interaction U_2 increases. Furthermore, in the limit of $t \rightarrow 0$, $\tilde{\Gamma}_S$ vanishes for strong interactions $U_2/\Gamma_S \gtrsim 2.0$, while it reaches a finite value for weak interactions $U_2/\Gamma_S \lesssim 2.0$. Reflecting the behavior of \tilde{t} and $\tilde{\Gamma}_S$, the ratio $\tilde{t}^2/(\Gamma_N\tilde{\Gamma}_S)$, which determines the conductance via Eq. (23), also shows a clear difference between the strong and weak interaction regions. We see in Fig. 6(c) that for $U_2/\Gamma_S < 2.0$ the ratio $\tilde{t}^2/(\Gamma_N\tilde{\Gamma}_S)$ decreases monotonically as t/Γ_N decreases from 1.5 to 0. In contrast, $\tilde{t}^2/(\Gamma_N\tilde{\Gamma}_S)$ takes a minimum for $U_2/\Gamma_S > 2.0$ at an intermediate value of t/Γ_N , and then it increases as t decreases further.

The difference between the weak and strong interaction regions can be seen also in the expectation values of the pair correlation at the QD2 defined by

$$\langle \kappa_{d,2} \rangle \equiv \langle d_{2\uparrow}^\dagger d_{2\downarrow}^\dagger + d_{2\downarrow} d_{2\uparrow} \rangle = 1 - \mathcal{Q}_2, \quad (24)$$

where $\mathcal{Q}_2 \equiv \langle \hat{n}_{\gamma,-2} \rangle$ is the number of the Bogoliubov particles in the QD2. Note that in the present case the Friedel sum rule

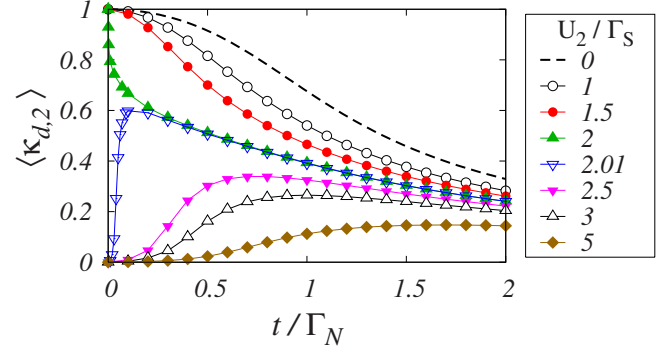


FIG. 7. (Color online) Pair correlation at the QD2, $\langle \kappa_{d,2} \rangle \equiv \langle d_{2\uparrow}^\dagger d_{2\downarrow}^\dagger + d_{2\downarrow} d_{2\uparrow} \rangle$, as a function of t for $U_1=0$, $\xi_1=\xi_2=0$, and $\Gamma_N=\Gamma_S$.

described in Eq. (13) does not give the local charge of a single site, so that we have calculated \mathcal{Q}_2 directly from the above definition. Figure 7 shows the results. In the weak interaction region $U_2 < 2\Gamma_S$, the pair correlation $\langle \kappa_{d,2} \rangle$ in the QD2 increases as t gets smaller and takes a value $\langle \kappa_{d,2} \rangle = 1$ for $t \rightarrow 0$, which corresponds to the occupation number of the Bogoliubov particle $\mathcal{Q}_2 = 0$. In contrast, in the strong interaction region $U_2 > 2\Gamma_S$, $\langle \kappa_{d,2} \rangle$ has a maximum at finite t , and then it decreases to reach $\langle \kappa_{d,2} \rangle = 0$ for $t \rightarrow 0$, which corresponds to the occupation number $\mathcal{Q}_2 = 1$.

The significant changes taking place at $U_2/\Gamma_S = 2.0$ can be explained as a result of the crossover in the ground state. In order to figure this crossover out, we consider an atomic limit $t \rightarrow 0$, where the QD2 is connected only to the SC lead. In this limit the eigenstates of the H^{eff} defined in Eq. (3) can be obtained simply by diagonalizing a single site Hamiltonian of the QD2 with the on-site SC pair potential $\Delta_{d2} = \Gamma_S$ and the Coulomb interaction U_2 . Then, the ground state becomes a SC spin-singlet state for $U_2 < 2\Gamma_S$ and a magnetic doublet state for $U_2 > 2\Gamma_S$. For small interdot coupling t , the essential features seen in the atomic limit still remain especially for the local SC singlet state for $U_2 < 2\Gamma_S$. In the doublet region of $U_2 > 2\Gamma_S$, however, the conduction electrons, which come from the normal lead through the QD1, screen the local moment emerging in the QD2 to form a Kondo singlet state. The level crossing which takes place at $U_2 = 2\Gamma_S$ in the atomic limit becomes the crossover for finite interdot coupling.

These two singlet states correspond also to two different fixed points of NRG. The Hamiltonian H^{eff} given in Eq. (11) describes the interacting Bogoliubov particles as mentioned. In the present case for $\xi_1 = \xi_2 = 0$, the energy level takes the value of $E_2 = \Gamma_S$. Therefore, the number of the Bogoliubov particles \mathcal{Q}_2 in the QD2 depends crucially on Γ_S and U_2 . The occupation number approaches the value of $\mathcal{Q}_2 = 0$ for small t in the weak interaction region $U_2/2 < E_2$, and thus the QD2 becomes almost empty. This situation corresponds exactly to the *frozen impurity* fixed point, which is one of the basic fixed points for the asymmetric Anderson model.³⁵ Note that the frozen impurity fixed point for the Bogoliubov particles corresponds to the local SC singlet state for the original electrons, as $\langle \kappa_{d,2} \rangle = 1$ for $\mathcal{Q}_2 = 0$. On the other hand, in the strong interaction region of $U_2/2 > E_2$, the occupation number of

the Bogoliubov particles approaches the value of $\mathcal{Q}_2=1$ for small $t \rightarrow 0$. This situation corresponds to usual Kondo regime, which is referred to as the *strong coupling* fixed point.³⁵

From the above perspective, we can consider further the behavior of the conductance seen in Figs. 3(a), 4, and 5(a). In the weak interaction region $U_2 < 2\Gamma_S$, the Andreev reflection contributes to the tunneling current. This is because the renormalized SC pair potential $\tilde{\Gamma}_S (\equiv \tilde{\Delta}_{d2})$ remains finite in this region, although the Coulomb interaction U_2 suppresses the SC proximity. The conductance takes the unitary-limit value $4e^2/h$ on the resonance, which for $\xi_1 = \xi_2 = 0$ takes place in the case that the ratio $\tilde{\tau}^2 / (\Gamma_N \tilde{\Gamma}_S)$ becomes equal to 1. The resonance condition can be satisfied in the weak interaction region since $\tilde{\Gamma}_S$ and $\tilde{\tau}$ are finite. The situation is quite different in the strong interaction region $U_2 > 2\Gamma_S$, where the ground state is a Kondo singlet. For small interdot coupling t , the renormalized SC pair potential $\tilde{\Gamma}_S$ is suppressed by the Coulomb interaction U_2 and tends to zero for large U_2 . The renormalization factor $Z (= \tilde{\tau}^2 / t^2)$ also approaches zero in the strong-coupling limit. Furthermore, the ratio $\tilde{\tau}^2 / (\Gamma_N \tilde{\Gamma}_S)$ has a local minimum in the strong coupling case as shown in Fig. 6(c). In a narrow parameter region near the crossover point, the conductance has two successive peaks [see the conductance for $U_2 = 2.01\Gamma_S$ in Fig. 5(a)]. This is caused by the fact that the value of the ratio $\tilde{\tau}^2 / (\Gamma_N \tilde{\Gamma}_S)$ at the local minimum becomes less than 1. In the case of Fig. 5(a), we have confirmed that the two-peak structure is seen in the region $2\Gamma_S < U_2 < U_2^*$ with $U_2^* \approx 2.05\Gamma_S$. For $U_2 > U_2^*$, the conductance does not reach the unitary-limit value, as the minimum value of the ratio becomes greater than 1.

C. Gate-voltage dependence

We have seen in the above that the behavior of the conductance depends strongly on which interaction, U_1 or U_2 , is changed. In this subsection, we discuss the effects of gate voltage on the Andreev transport. Particularly, we examine the role of the energy levels ε_1 in the QD1 and ε_2 in the QD2 separately, choosing the interactions the same $U_1 = U_2$.

1. ε_2 dependence

Figure 8 shows the ε_2 dependence of the conductance for several values of t/Γ_S . These results are obtained from Eq. (16) by choosing the energy level in the QD1 and the other parameters such that $\varepsilon_1 = -U_1/2$, $U_1 = U_2 = 4\Gamma_S$, and $\Gamma_N = \Gamma_S$. We see that the conductance has two peaks, which are broadened as the interdot coupling t increases. These two peaks reflect the level crossing which takes place at $E_2 = U_2/2$ in the weak coupling limit $t \rightarrow 0$. Here, $E_2 \equiv \sqrt{(\varepsilon_2 + U_2/2)^2 + \Delta_{d2}^2}$ with $\Delta_{d2} \equiv \Gamma_S$ is the energy level of the Bogoliubov particles defined in Eq. (10). The two arrows in Fig. 8 correspond to the critical points, and the ground state is a magnetic doublet in the region between the arrows $-0.93 \lesssim \varepsilon_2/U_2 \lesssim -0.07$, while the ground state becomes a singlet on the outside.

For finite interdot coupling t , the conduction electrons from the normal lead contribute to the screening of the local

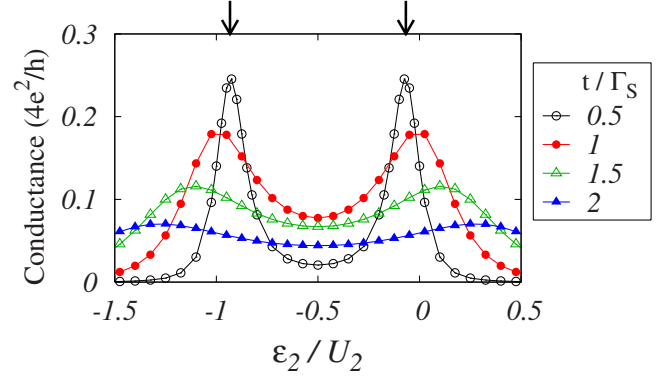


FIG. 8. (Color online) Conductance as a function of the energy level ε_2 in the QD2 for $\varepsilon_1 + U_1/2 = 0$, $U_1 = U_2 = 4\Gamma_S$, and $\Gamma_N = \Gamma_S$. The arrows indicate the value of ε_2/U_2 at which the singlet-doublet transition occurs in the atomic limit $t \rightarrow 0$.

moment in the magnetic doublet state, and the ground state for $-0.93 \lesssim \varepsilon_2/U_2 \lesssim -0.07$ becomes a Kondo singlet state.²⁴ Therefore, the conductance peaks seen in Fig. 8 are caused essentially by the crossover between the Kondo singlet state and the local SC singlet state particularly for small t . As t increases, the ground state varies gradually to an interdot singlet between the QD1 and QD2.

2. ε_1 dependence

We next consider the ε_1 dependence of the conductance. To this end, we have to carry out the NRG calculations in the situation $\varepsilon_1 + U_1/2 \neq 0$ in the QD1 and $\Delta_{d2} \neq 0$ in the QD2. In this case, the system no longer has the uniaxial pseudospin symmetry mentioned in Sec. II B, and the number of Bogoliubov particles \hat{Q}_{tot} is not conserved. For this reason, we have calculated the conductance using the Kubo formula given in Eq. (17).

Figure 9 shows the conductance at zero temperature as a function of ε_1 for several values of t/Γ_S choosing the Coulomb interactions to be $U_1 = U_2 = 4\Gamma_S$ and $\varepsilon_2 = -U_2/2$. For weak interdot coupling of the value of $t/\Gamma_S = 0.5$, the ground state can be characterized by the Kondo singlet at $-1.0 \lesssim \varepsilon_1/U_1 \lesssim 0.0$ and the conductance is suppressed by the

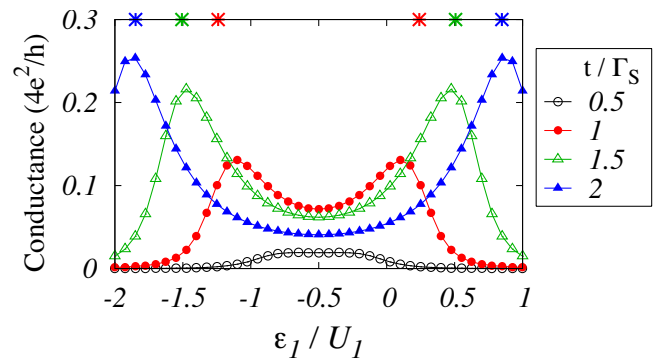


FIG. 9. (Color online) Conductance as a function of the energy level ε_1 in the QD1 for $\varepsilon_2 + U_2/2 = 0$, $U_1 = U_2 = 4\Gamma_S$, and $\Gamma_N = \Gamma_S$. The symbols (*) on an upper horizontal axis correspond to the phase boundaries shown in Fig. 10.

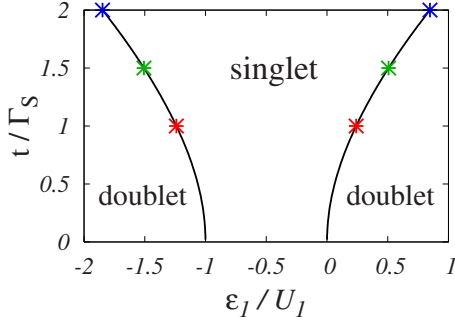


FIG. 10. (Color online) Phase diagram of the ground state of an isolated DQD system described by $H_S^{\text{eff}} + H_{DQD}$ for $U_1 = U_2 = 4\Gamma_S$ and $\varepsilon_2 + U_2/2 = 0$. Symbols indicate the points of the single-doublet transition for $t/\Gamma_S = 1.0, 1.5,$ and 2.0 .

Coulomb interaction. In contrast, for the strong coupling cases $t/\Gamma_S \gtrsim 1.0$, the ground state near $\varepsilon_1/U_1 \approx -0.5$ corresponds the interdot singlet as seen in Fig. 3. In this case, the conductance shows two peaks, and the peaks move away from the symmetric point at $\varepsilon_1/U_1 = -0.5$ as t increases. In order to clarify these features, we have diagonalized a two-site Hamiltonian $H_S^{\text{eff}} + H_{DQD}$ consisting of the QD1 and QD2. The ground-state phase diagram of this cluster is plotted in Fig. 10 in a ε_1/U_1 vs t/Γ_S plane. The ground state is a spin-singlet in the central region between the two lines of the phase boundary and is a spin-doublet state on the outside. Comparing this figure with Fig. 9, we see that the positions of the conductance peaks agree well with the phase boundary between the singlet and doublet ground states of the isolated DQD.

We now consider the screening of the local moment emerging at the QD2 in the doublet regions seen in Fig. 10. In these regions the energy level of the QD1 is away from the Fermi level, and thus the QD1 is almost empty or doubly occupied. Therefore, the spin degree of freedom is frozen in the QD1 and it does not contribute to the screening. Nevertheless, the charge fluctuation still survives in the QD1, so that the conduction electrons from the normal lead can tunnel into the QD2 via the QD1 to screen the local moment. This kind of the virtual process induces an antiferromagnetic exchange coupling between the moment in the normal lead and QD2. This screening process is analogous also to a superexchange mechanism in which the conduction electrons come over a potential barrier. Therefore, the singlet bond which contributes to the Kondo screening becomes long in this case. This state has a deformed Kondo cloud and is different from the singlet state that we discussed in Secs. III A and III B because near half-filling the spin degree of freedom at the QD1 contributes to the screening. From these observations, it can be concluded that the conductance peaks in Fig. 9 correspond to the crossover between the interdot singlet and the long-range Kondo singlet.

IV. SUMMARY

We have studied the Andreev transport through a DQD coupled in series to normal and SC leads using the NRG method. We have demonstrated that in the case that the en-

ergy level of the QD adjacent to the normal lead is on the electron-hole symmetric point, namely for $\xi_1 = 0$, the system can be mapped onto a two-impurity Anderson model for the interacting Bogoliubov particles. In this case, the conductance at zero temperature is determined by the phase shift of the Bogoliubov particles.

In order to clarify the ground-state properties, we have obtained the local SC correlation at the dots and the renormalized parameters for the low-energy quasiparticles. We have shown that the low-energy properties for a small t region are described by two distinct fixed points for the Bogoliubov particles. The local SC singlet state for small interaction $U < 2\Gamma_S$ is described by the frozen-impurity fixed point, and the Kondo singlet state for $U > 2\Gamma_S$ is characterized by the strong-coupling fixed point. Moreover, for large t , the two dots prefer to form the interdot singlet state.

The conductance in the local SC singlet region for $U < 2\Gamma_S$ takes the unitary-limit value $4e^2/h$ of the Andreev transport. In the Kondo region, we have found that there is a narrow region near the crossover point $U = 2\Gamma_S$ in which the two-peak structure in the t dependence of the conductance appears. Outside this narrow region, the conductance peak in the Kondo regime gets smaller with increasing U . We have also found that for large t , the two dots form the interdot singlet and it causes a low conductance in this regime.

We have also calculated the gate-voltage dependence of the conductance by varying the energy level in each dot separately. The conductance is enhanced at the transient region, where the crossover between two different types of the singlet states takes place. In particular, the energy level ε_1 of the QD1 causes the deformation of the Kondo screening cloud and makes the singlet bond long. Correspondingly, the conductance has the peaks which signify the crossover to this long-range Kondo screening.

The results we have obtained in the present work are for the large gap limit $\Delta \rightarrow \infty$. Therefore, the virtual processes using the continuum states outside of the SC gap Δ have not been taken into account. There are, generally, some quantitative corrections for finite Δ . Nevertheless, since the perturbation expansion with respect to $1/\Delta$ is applicable to the ground-state properties, the results obtained in the large gap limit can be regarded as the zeroth order contributions. In fact, in a single QD coupled to a superconductor which corresponds to the limit $t \rightarrow 0$ of the present system, the corrections due to finite Δ vary the ground-state phase diagram quantitatively. Namely, the phase boundary of the singlet-doublet transition deviates from the one for the large gap limit $\Delta \rightarrow \infty$, and the spin-singlet region becomes wide for finite Δ .^{39,55,56} A similar correction to the crossover energy scale will also arise in our system.

Recently, a DQD system coupled to superconductors has been fabricated using the carbon nanotube.¹² The realization of such a system will provide further interesting examples of correlation effects in the context of the Andreev transport in nanoscale systems. We hope that the situation we have discussed in this paper will be examined experimentally in the near future.

ACKNOWLEDGMENTS

We thank Y. Yamada for valuable discussions. The work

was partly supported by a Grant-in-Aid from MEXT, Japan (Grants No. 20102008 and No. 21540359). Y.T. was supported previously by JSPS and currently by RIKEN. A.O. was supported by JSPS Grant-in-Aid for Scientific Research (C) (Grant No. 20540319).

APPENDIX A: PHASE SHIFT OF THE BOGOLIUBOV PARTICLES

We consider the Green's function for the Bogoliubov particles in the DQD, which is described by the Hamiltonian defined in Eq. (11) for $\xi_1=0$,

$$\begin{aligned} \mathbf{G}_{DQD}(t-t') &= -i \left\langle T \left[\begin{array}{c} \gamma_{-1\sigma}(t) \\ \gamma_{-2\sigma}(t) \end{array} \right] \left[\begin{array}{c} \gamma_{-1\sigma}^\dagger(t') \\ \gamma_{-2\sigma}^\dagger(t') \end{array} \right] \right\rangle \\ &= \begin{bmatrix} G_{\gamma_{-1},\gamma_{-1}}(t-t') & G_{\gamma_{-1},\gamma_{-2}}(t-t') \\ G_{\gamma_{-2},\gamma_{-1}}(t-t') & G_{\gamma_{-2},\gamma_{-2}}(t-t') \end{bmatrix}. \end{aligned} \quad (\text{A1})$$

Note that the matrix form of $\mathbf{G}_{DQD}(t-t')$ stems not from the Nambu spinor but from a single component Green's function for the two interacting dots. The Fourier transformation of the retarded Green's function for Eq. (A1), $\mathbf{G}_{DQD}^r(\varepsilon)$, can be represented as follows:

$$\{\mathbf{G}_{DQD}^r(\varepsilon)\}^{-1} = \begin{bmatrix} \varepsilon + i\Gamma_N - \Sigma_{11}^r(\varepsilon) & t - \Sigma_{12}^r(\varepsilon) \\ t - \Sigma_{21}^r(\varepsilon) & \varepsilon - E_2 - \Sigma_{22}^r(\varepsilon) \end{bmatrix}, \quad (\text{A2})$$

where $\Sigma_{ij}^r(\varepsilon)$ is the self-energy due to the Coulomb interaction. The advanced Green's function $\mathbf{G}_{DQD}^a(\varepsilon)$ is also given by taking the Hermitian conjugate of $\mathbf{G}_{DQD}^r(\varepsilon)$, namely, $\mathbf{G}_{DQD}^a(\varepsilon) = \{\mathbf{G}_{DQD}^r(\varepsilon)\}^\dagger$. Because of the time-reversal symmetry of Hamiltonian (11), $\Sigma_{12}^r(\varepsilon) = \Sigma_{21}^r(\varepsilon)$ is satisfied. At zero temperature, the imaginary part of the self-energy at the Fermi level $\varepsilon=0$ vanishes, i.e., $\text{Im} \Sigma_{ij}^r(0) = 0$. Therefore, the inverse matrix of $\mathbf{G}_{DQD}^r(\varepsilon)$ at $\varepsilon=0$ can be expressed in the form

$$\{\mathbf{G}_{DQD}^r(0)\}^{-1} = \begin{bmatrix} -\xi_1^* + i\Gamma_N & t^* \\ t^* & -E_2^* \end{bmatrix}, \quad (\text{A3})$$

where

$$\xi_1^* = \text{Re} \Sigma_{11}^r(0), \quad E_2^* = E_2 + \text{Re} \Sigma_{22}^r(0), \quad t^* = t - \text{Re} \Sigma_{12}^r(0). \quad (\text{A4})$$

Using the Friedel sum rule for Hamiltonian (11),⁴¹ the local charge at the DQD for the Bogoliubov particles \mathcal{Q} is given by

$$\mathcal{Q} \equiv \langle \hat{n}_{\gamma_{-2}} \rangle + \langle \hat{n}_{\gamma_{-1}} \rangle = \frac{2\varphi}{\pi}, \quad (\text{A5})$$

where φ is the phase shift of the Bogoliubov particles defined as⁴²

$$\varphi \equiv \frac{1}{2i} \log \left[\frac{\det\{\mathbf{G}_{DQD}^a(0)\}^{-1}}{\det\{\mathbf{G}_{DQD}^r(0)\}^{-1}} \right] = \pi - \tan^{-1} \left(\frac{\Gamma_N E_2^*}{(t^*)^2 - E_2^* \xi_1^*} \right). \quad (\text{A6})$$

The local charge \mathcal{Q} for the Bogoliubov particles is proportional to the pair correlation K and also to the local charge M for the electrons as mentioned in Sec. II B

Similarly, the conductance G in the case of $\xi_1=0$ can be expressed in terms of the phase shift φ . Using the Landauer formula, the linear conductance at zero temperature can be expressed in the form²⁴

$$G = \frac{4e^2}{h} 4\Gamma_N^2 |F_{f_{-1}\uparrow, f_{-1}\downarrow}^r(0)|^2. \quad (\text{A7})$$

Here, $F_{f_{-1}\uparrow, f_{-1}\downarrow}^r(\varepsilon)$ is the Fourier transform of an anomalous Green's function for the electrons at the QD1 defined as $F_{f_{-1}\uparrow, f_{-1}\downarrow}^r(t-t') = -i\Theta(t-t') \langle \{f_{-1\uparrow}(t), f_{-1\downarrow}(t')\} \rangle$. Applying the Bogoliubov transformation of Eq. (8), $F_{f_{-1}\uparrow, f_{-1}\downarrow}^r(0)$ can be rewritten as

$$F_{f_{-1}\uparrow, f_{-1}\downarrow}^r(0) = 2uv \text{Re} G_{\gamma_{-1}, \gamma_{-1}}^r(0). \quad (\text{A8})$$

Here, $G_{\gamma_{-1}, \gamma_{-1}}^r(\varepsilon)$ is the Green's function of the Bogoliubov particles at the QD1 defined in Eq. (A1) as the (1,1) element of $\mathbf{G}_{DQD}^r(\varepsilon)$, and the value at $\varepsilon=0$ is given in Eq. (A3). Using this value with Eqs. (9) and (A8), the formula given in Eq. (A7) can be expressed in terms of the phase shift,

$$\begin{aligned} G &= \frac{4e^2}{h} \left(\frac{\Delta_{d2}}{E_2} \right)^2 \frac{4 \left(\frac{(t^*)^2 - E_2^* \xi_1^*}{\Gamma_N E_2^*} \right)^2}{\left\{ 1 + \left(\frac{(t^*)^2 - E_2^* \xi_1^*}{\Gamma_N E_2^*} \right)^2 \right\}^2} \\ &= \frac{4e^2}{h} \left(\frac{\Delta_{d2}}{E_2} \right)^2 \sin^2 2\varphi. \end{aligned} \quad (\text{A9})$$

In the second equality, we have used the relation Eq. (A6).

APPENDIX B: RENORMALIZED PARAMETERS FOR $U_1=0$ AND $\xi_1=0$

In the case the Coulomb interaction in the QD1 is zero $U_1=0$ with $\xi_1=0$, it is possible to deduce the renormalized parameters for the Bogoliubov particles using NRG. This is because the self-energies $\Sigma_{11}^r(\varepsilon)$ and $\Sigma_{12}^r(\varepsilon)$ become zero in this case, and the retarded Green's function $\mathbf{G}_{DQD}^r(\varepsilon)$ in Eq. (A2) takes a simplified form

$$\{\mathbf{G}_{DQD}^r(\varepsilon)\}^{-1} = \begin{bmatrix} \varepsilon + i\Gamma_N & t \\ t & \varepsilon - E_2 - \Sigma_{22}^r(\varepsilon) \end{bmatrix}. \quad (\text{B1})$$

The asymptotic form of the Green's function at the QD2 for small $\varepsilon \approx 0$ at zero temperature is given by

$$G_{\gamma_{-2}, \gamma_{-2}}^r(\varepsilon) \simeq \frac{Z}{\varepsilon - \tilde{E}_2 - \frac{\tilde{t}^2}{\varepsilon + i\Gamma_N}}, \quad (\text{B2})$$

where

$$\tilde{E}_2 \equiv Z[E_2 + \Sigma_{22}^r(0)], \quad \tilde{\tau} \equiv \sqrt{Z}\tau, \quad (\text{B3})$$

$$Z \equiv \left(1 - \left. \frac{\partial \Sigma_{22}^r(\varepsilon)}{\partial \varepsilon} \right|_{\varepsilon=0} \right)^{-1}. \quad (\text{B4})$$

The free quasiparticles, which are characterized by these renormalized parameters, particularly \tilde{E}_2 and $\tilde{\tau}$, can be described by an effective Hamiltonian which is given in Eq.

(22) in terms of the electrons with the parameters defined by

$$\tilde{\Delta}_{d2} \equiv 2uv\tilde{E}_2 = Z \left[1 + \frac{\Sigma_{22}^r(0)}{E_2} \right] \Delta_{d2}, \quad (\text{B5})$$

$$\tilde{\xi}_2 \equiv (u^2 - v^2)\tilde{E}_2 = Z \left[1 + \frac{\Sigma_{22}^r(0)}{E_2} \right] \xi_2. \quad (\text{B6})$$

Here, we have used u and v defined in Eq. (9).

-
- ¹For review, see L. P. Kouwenhoven, D. G. Austing, and S. Tarucha, Rep. Prog. Phys. **64**, 701 (2001); S. M. Reimann and M. Manninen, Rev. Mod. Phys. **74**, 1283 (2002).
- ²D. Goldhaber-Gordon, H. Shtrikman, D. Mahalu, D. Abusch-Magder, U. Meirav, and M. A. Kanster, Nature (London) **391**, 156 (1998).
- ³S. M. Cronenwett, T. H. Oosterkamp, and L. P. Kouwenhoven, Science **281**, 540 (1998).
- ⁴T. K. Ng and P. A. Lee, Phys. Rev. Lett. **61**, 1768 (1988).
- ⁵L. I. Glazman and M. E. Raikh, JETP Lett. **47**, 452 (1988).
- ⁶Y. Meir and N. S. Wingreen, Phys. Rev. Lett. **68**, 2512 (1992); Y. Meir, N. S. Wingreen, and P. A. Lee, *ibid.* **70**, 2601 (1993); A.-P. Jauho, N. S. Wingreen, and Y. Meir, Phys. Rev. B **50**, 5528 (1994).
- ⁷M. R. Buitelaar, T. Nussbaumer, and C. Schönenberger, Phys. Rev. Lett. **89**, 256801 (2002).
- ⁸A. Eichler, M. Weiss, S. Oberholzer, C. Schönenberger, A. Levy Yeyati, J. C. Cuevas, and A. Martín-Rodero, Phys. Rev. Lett. **99**, 126602 (2007).
- ⁹T. Sand-Jespersen, J. Paaske, B. M. Andersen, K. Grove-Rasmussen, H. I. Jørgensen, M. Aagesen, C. B. Sørensen, P. E. Lindelof, K. Flensberg, and J. Nygård, Phys. Rev. Lett. **99**, 126603 (2007).
- ¹⁰C. Buizert, A. Oiwa, K. Shibata, K. Hirakawa, and S. Tarucha, Phys. Rev. Lett. **99**, 136806 (2007).
- ¹¹K. Grove-Rasmussen, H. I. Jørgensen, and P. E. Lindelof, New J. Phys. **9**, 124 (2007).
- ¹²J.-P. Cleuziou, W. Wernsdorfer, V. Bouchiat, T. Ondarcuhu, and M. Monthieux, Nat. Nanotechnol. **1**, 53 (2006).
- ¹³R. Fazio and R. Raimondi, Phys. Rev. Lett. **80**, 2913 (1998); **82**, 4950(E) (1999).
- ¹⁴P. Schwab and R. Raimondi, Phys. Rev. B **59**, 1637 (1999).
- ¹⁵S. Y. Cho, K. Kang, and C.-M. Ryu, Phys. Rev. B **60**, 16874 (1999).
- ¹⁶A. A. Clerk, V. Ambegaokar, and S. Hershfield, Phys. Rev. B **61**, 3555 (2000).
- ¹⁷Q.-f. Sun, H. Guo, and T.-h. Lin, Phys. Rev. Lett. **87**, 176601 (2001).
- ¹⁸J. C. Cuevas, A. L. Yeyati, and A. Martín-Rodero, Phys. Rev. B **63**, 094515 (2001).
- ¹⁹Y. Avishai, A. Golub, and A. D. Zaikin, Phys. Rev. B **63**, 134515 (2001); Europhys. Lett. **55**, 397 (2001).
- ²⁰T. Aono, A. Golub, and Y. Avishai, Phys. Rev. B **68**, 045312 (2003).
- ²¹M. Krawiec and K. I. Wysokiński, Supercond. Sci. Technol. **17**, 103 (2004).
- ²²J. Splettstoesser, M. Governale, J. König, F. Taddei, and R. Fazio, Phys. Rev. B **75**, 235302 (2007).
- ²³T. Domański, A. Donabidowicz, and K. I. Wysokiński, Phys. Rev. B **76**, 104514 (2007); **78**, 144515 (2008); T. Domański and A. Donabidowicz, *ibid.* **78**, 073105 (2008).
- ²⁴Yoichi Tanaka, N. Kawakami, and A. Oguri, J. Phys. Soc. Jpn. **76**, 074701 (2007); **77**, 098001(E) (2008).
- ²⁵M. R. Gräber, T. Nussbaumer, W. Belzig, and C. Schönenberger, Nanotechnology **15**, S479 (2004).
- ²⁶R. S. Deacon, Yoichi Tanaka, A. Oiwa, R. Sakano, K. Yoshida, K. Shibata, K. Hirakawa, and S. Tarucha (unpublished).
- ²⁷A. Golub and Y. Avishai, Phys. Rev. B **69**, 165325 (2004).
- ²⁸Yoichi Tanaka, N. Kawakami, and A. Oguri, Phys. Rev. B **78**, 035444 (2008).
- ²⁹A. Kormányos, I. Grace, and C. J. Lambert, Phys. Rev. B **79**, 075119 (2009).
- ³⁰F. S. Bergeret, A. L. Yeyati, and A. Martín-Rodero, Phys. Rev. B **74**, 132505 (2006); **76**, 174510 (2007).
- ³¹R. López, M.-S. Choi, and R. Aguado, Phys. Rev. B **75**, 045132 (2007).
- ³²L. Hofstetter, S. Csonka, J. Nygård, and C. Schönenberger, Nature (London) **461**, 960 (2009).
- ³³L. G. Herrmann, F. Portier, P. Roche, A. L. Yeyati, T. Kontos, and C. Strunk, arXiv:0909.3243 (unpublished).
- ³⁴P. Recher, E. V. Sukhorukov, and D. Loss, Phys. Rev. B **63**, 165314 (2001).
- ³⁵H. R. Krishna-murthy, J. W. Wilkins, and K. G. Wilson, Phys. Rev. B **21**, 1003 (1980); **21**, 1044 (1980).
- ³⁶A. C. Hewson, *The Kondo Problem to Heavy Fermions* (Cambridge University Press, Cambridge, 1993).
- ³⁷The large SC gap limit ($\Delta \rightarrow \infty$) describes reasonably the situation where the gap is much greater than the other energy scales, namely, for $\Delta \gg \max(\Gamma_S, \Gamma_N, t, U_1, U_2, \varepsilon_1, \varepsilon_2)$.
- ³⁸I. Affleck, J.-S. Caux, and A. M. Zagoskin, Phys. Rev. B **62**, 1433 (2000).
- ³⁹A. Oguri, Yoshihide Tanaka, and A. C. Hewson, J. Phys. Soc. Jpn. **73**, 2494 (2004).
- ⁴⁰Yoshihide Tanaka, A. Oguri, and A. C. Hewson, New J. Phys. **9**, 115 (2007).
- ⁴¹J. S. Langer and V. Ambegaokar, Phys. Rev. **121**, 1090 (1961).
- ⁴²Yoshihide Tanaka, A. Oguri, and H. Ishii, J. Phys. Soc. Jpn. **71**, 211 (2002).
- ⁴³A. C. Hewson, A. Oguri, and D. Meyer, Eur. Phys. J. B **40**, 177 (2004).
- ⁴⁴W. Izumida, O. Sakai, and Y. Shimizu, J. Phys. Soc. Jpn. **66**, 717 (1997).

- ⁴⁵T. Aono, M. Eto, and K. Kawamura, J. Phys. Soc. Jpn. **67**, 1860 (1998).
- ⁴⁶A. Georges and Y. Meir, Phys. Rev. Lett. **82**, 3508 (1999).
- ⁴⁷R. Aguado and D. C. Langreth, Phys. Rev. Lett. **85**, 1946 (2000).
- ⁴⁸W. Izumida and O. Sakai, Phys. Rev. B **62**, 10260 (2000).
- ⁴⁹T. Aono and M. Eto, Phys. Rev. B **63**, 125327 (2001).
- ⁵⁰R. López, R. Aguado, and G. Platero, Phys. Rev. Lett. **89**, 136802 (2002).
- ⁵¹R. Sakano and N. Kawakami, Phys. Rev. B **72**, 085303 (2005).
- ⁵²J. Mravlje, A. Ramšak, and T. Rejec, Phys. Rev. B **73**, 241305 (2006).
- ⁵³H. Jeong, A. M. Chang, and M. R. Melloch, Science **293**, 2221 (2001).
- ⁵⁴A. C. Hewson, J. Phys.: Condens. Matter **13**, 10011 (2001).
- ⁵⁵J. Bauer, A. Oguri, and A. C. Hewson, J. Phys.: Condens. Matter **19**, 486211 (2007).
- ⁵⁶T. Meng, S. Florens, and P. Simon, Phys. Rev. B **79**, 224521 (2009).